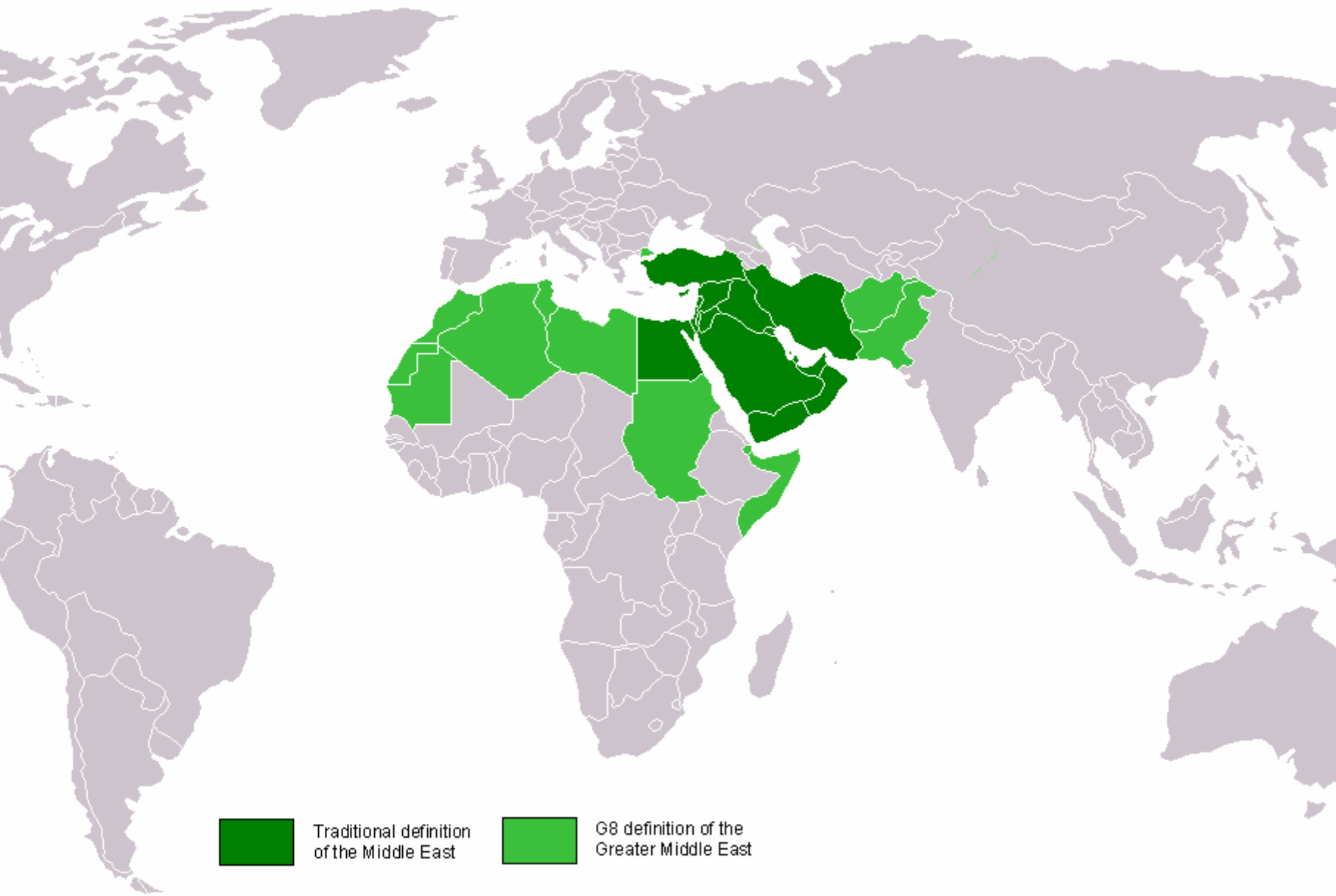

Broken bridges between the World and the Middle East

More peace for better health

M. Sulaiman Abdul-Malek, PSR-Egypt



Middle East



The Broken Bridges

- The Economic Bridge
 - The Digital Bridge
 - The Media Bridge
-

Economic Overview

- MENA Region (6% of the total world population)
 - Per capita income: USD 200 (Somalia and Sudan), vs USD 14,000 and USD 18,000 (Israel, Kuwait, Qatar, and the UAE).
 - Oil exporting economies (Gcc)
 - Limited intra-regional merchandise trade
-

The Bright Image

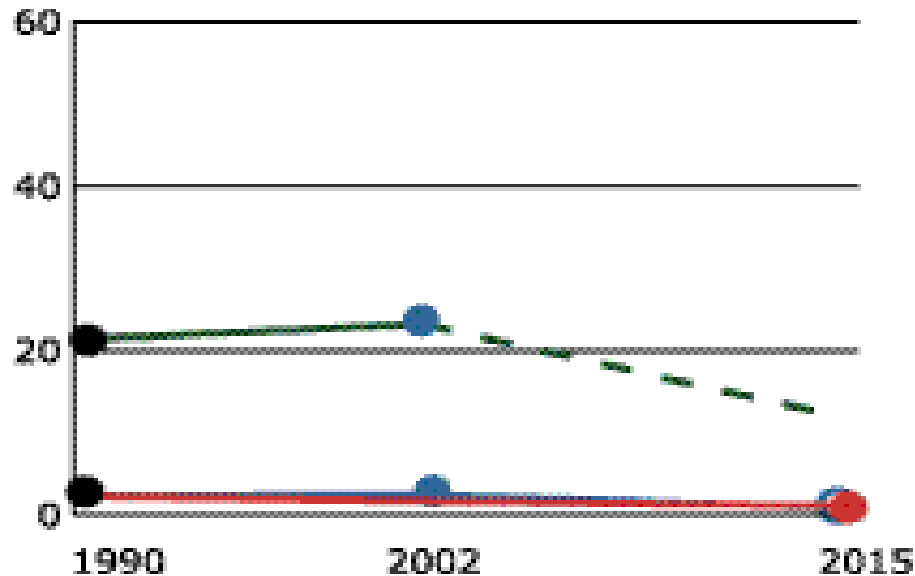
- Diverse base of natural, human and financial endowments
- Large market with good purchasing power
- Great opportunity for regional integration
- Well-established trade links
- Community of language and cultural affinity facilitate labour and tourist flows within the region

*Nasser M. Suleiman
Economic integration tendencies in the Middle East*

The Dark Reality

■ Poverty (MDGs – World Bank)

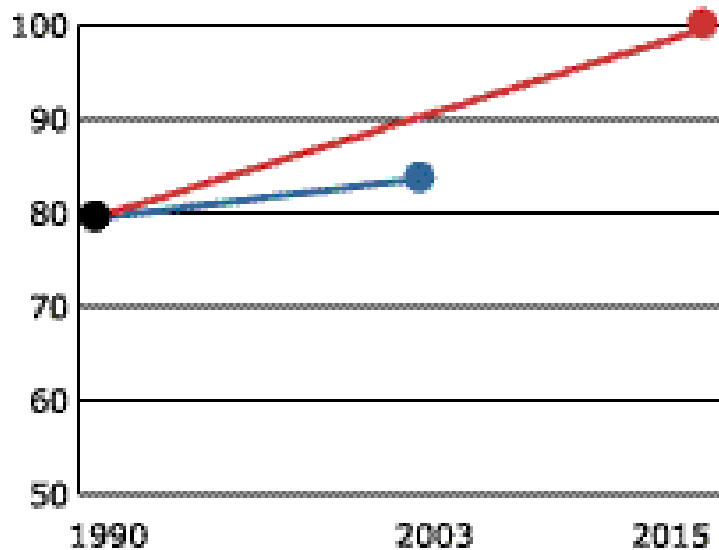
Goal 1 - People living on less than \$1 (or \$2) a day (%)



The Dark Reality (Cont'd)

■ Education (MDGs – World Bank)

Goal 2 - Primary completion rate total (%)



The Dark Reality (Cont'd)

- Unemployment
 - 191.8 million people (Worldwide 2005)
 - MENA: highest rate of unemployment in the world (13.2 %)
 - Sub-Saharan Africa (9.7 %)!
 - 22 million in Arab countries (66% young people)

Unemployment Rates, 1990–2000

	1990	2000
Algeria	19.8	29.9
Egypt	8.6	7.9
Iran	11.6	15.8
Jordan	16.8	13.7
Morocco	12.1	13.7
Pakistan	3.1	7.8
Tunisia	16.2	15.9
Average	12.7	15.0

Sources: National authorities; and World Bank.
(MENA 7 Countries).

Working Poverty (*ILO*)

- Those who work but do not earn enough to lift themselves and their families above the \$1- or \$2-a-day poverty line.
 - To halve the \$2 a day working poverty by 2015, the GDP must grow by 8-10 percent a year.
-

Low Productivity of Workers

- GDP = 55 % (1993 – 2003): The 2nd highest of the world.
 - Work Productivity = only 0.1 annually
 - “Stagnant Productivity” due to OIL INCOME and IMMIGRATION
-

Corruption

International Corruption Perceptions Index, 2003		
Rank	Country	2003 score
1	Finland	9.70
21	Israel	7.00
26	Oman	6.30
27	Bahrain	6.10
32	Qatar	5.60
35	Kuwait	5.30
37	UAE	5.20
38	Tunisia	4.90
43	Jordan	4.60
46	Saudi Arabia	4.50
66	Syria	3.40
70	Egypt	3.30
70	Morocco	3.30
77	Turkey	3.10
78	Iran	3.00
78	Lebanon	3.00
88	Algeria	2.60
88	Yemen	2.60
106	Sudan	2.30
113	Iraq	2.20

Violent Conflict and Economy

- Armed forces is 2.8 % of ME labor force, compared to 0.8 % world average.
 - Arms are 14.5 % of all ME imports, versus a 1 % average worldwide.
 - Effects on infrastructure and trade in ME.
 - Effects on oil prices all over the world.
-

Human development costs of conflict

- Slowed economic growth, lost assets and incomes
- Lost opportunities in education
- Adverse consequences for public health
- Displacement, insecurity and crime
- E.g. Occupied Palestinian Territories before and after 2nd Intifada (Uprising) of September 2000

Is Foreign Aid a Bless or a Curse?

“Using data for 108 recipient countries in the period 1960 to 1999, we find that foreign aid has a *negative* impact on democracy.”

Simeon Djankov 2005

- Compensation for years of imperialism or an application of social Darwinism?
-

The Vicious Circle

Dictatorship

Corruption

Terrorism

Unemployment

Immigration

Poverty

Solutions

- Democratic and Human Rights Reforms
 - More Peace for Better Economies
 - More Social Sector Spending (Education and Public Health)
 - Better Poverty Monitoring Mechanisms
 - Attracting more FDIs
-
- The Indian Lesson
 - Dubai
-

Global Digital Divide (GDD)

Def:

“great disparities in opportunity to access the Internet and the information and educational/business opportunities tied to this access ... between developed and developing countries”.

(Lu 2001 p. 1)

WORLD INTERNET USAGE AND POPULATION STATISTICS

World Regions	Population (2006 Est.)	Internet Usage, Latest Data	% Population Penetration	Usage % of World	Usage Growth 2000-2005
<u>Middle East</u>	190,084,161	18,203,500	9.6 %	1.7 %	454.2 %
<u>Europe</u>	807,289,020	294,101,844	36.4 %	28.2 %	179.8 %
<u>Asia</u>	3,667,774,066	380,400,713	10.4 %	36.5 %	232.8 %
<u>Africa</u>	915,210,928	23,649,000	2.6 %	2.3 %	423.9 %

www.internetworldstats.com

5 aspects of electronic communication

1. End of distance as a barrier to communication.
2. Convergence of speech, text, and pictures in a common digital stream.
3. Convergence of computing & communication.
4. Absorption of work & leisure in communication activities.
5. The reversal of the mass media revolution.

Hot Issues in ME

- Pornography
 - Western Cultural Conquest
 - Freedom of Expression (Blogs)
 - Censorship (Websites Banning)
 - Virtual Civil Society
-

Opportunities (India Again!)

- Human Investment in both Urban and Rural areas
 - Open Source and Open Access Software Usage
 - E-Democracy and E-commerce
 - Blogs (the alternative media)
 - Global Partnerships
-

The Media Bridge

- **Media** (plur. of *medium*) is a truncation of the term *media of communication*, referring to those organized means of dissemination of fact, opinion, entertainment, and other information, such as **newspapers, magazines, cinema films, radio, television, the World Wide Web, books, CDs, DVDs, videocassettes, computer games** and other forms of publishing.
-

Media Timeline

- 1453: Johannes Gutenberg prints the Bible.**
- 1825: Nicéphore Niépce takes the first permanent photograph.**
- 1830: Telegraphy is independently developed in England.**
- 1876: First telephone call made by Alexander Graham Bell.**
- 1895: Cinematograph invented by Auguste and Louis Lumiere.**
- 1912: Air mail begins.**
- 1916: Tunable radios invented.**
- 1939: Regular electronic television broadcasts begin in the U.S.**
- 1963: Audio cassette is invented in the Netherlands.**
- 1965: Vietnam War becomes first war to be televised.**
- 1970s: ARPANET, progenitor to the internet developed.**
- 1983: Cellular phones begin to appear.**
- 1996: First DVD players and discs are available in Japan.**

The CNN Effect

- A theory in political science and media studies, postulates that the development of popular 24-hour international television news channels has had a major impact on states' foreign policy in both late Cold War period and post-Cold War era.
 - Generally refers to a broad range of real time modern media, and is not exclusive to CNN or even 24-hour broadcast cable news.
-

Media Bias

- Ethnic or racial bias.
 - Corporate bias.
 - Class bias.
 - Political bias.
 - Religious bias.
 - Sensationalism.
 - Exaggerated influence of minority views.
-

Arab Israeli Conflict through Media eyes

“The media are crucial. It presents a version of reality. It creates awareness of what's happening, and the perceptions that are presented affect public opinion.”

*Hanan Ashrawi
Palestinian Politician*

“Wars are won, not only on the battlefield, but also with words.”

*Efraim Inbar
Director of the Begin-Sadat Centre for Strategic Studies*

Media Bias Accusations

- Biased terminology
 - Selective use of facts
 - Imbalanced presentation of disputed matters
 - Insufficient presentation of context
 - Commingling editorial and news reporting
 - Censorship
 - Outright forgery
-

Fox News

vs.

Al-Jazeera





Thank You

M. Sulaiman Abdul-Malek
PSR-EGYPT